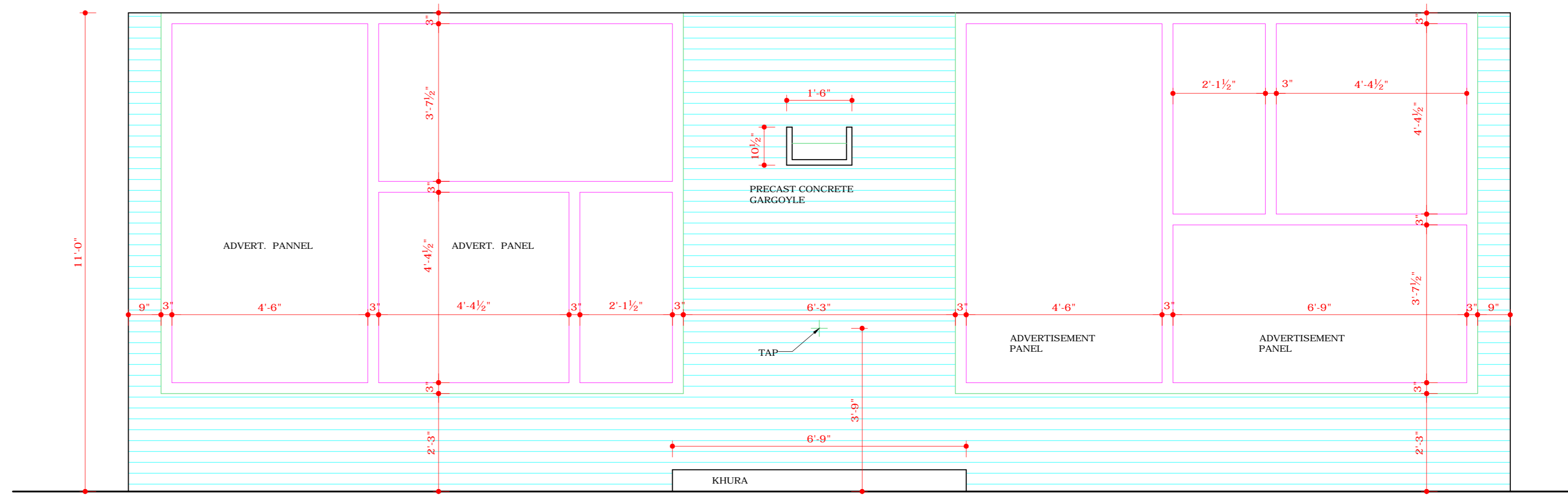
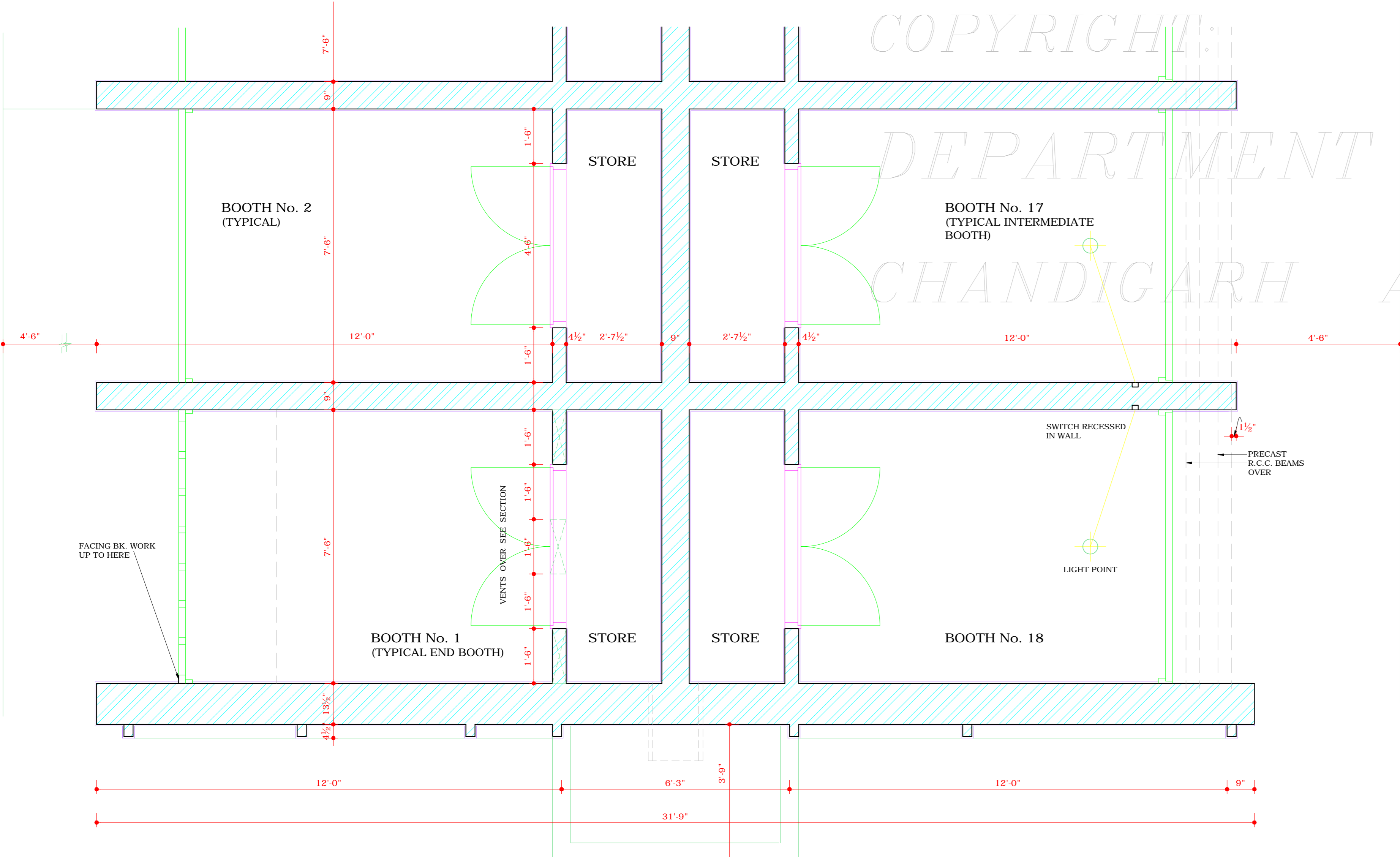


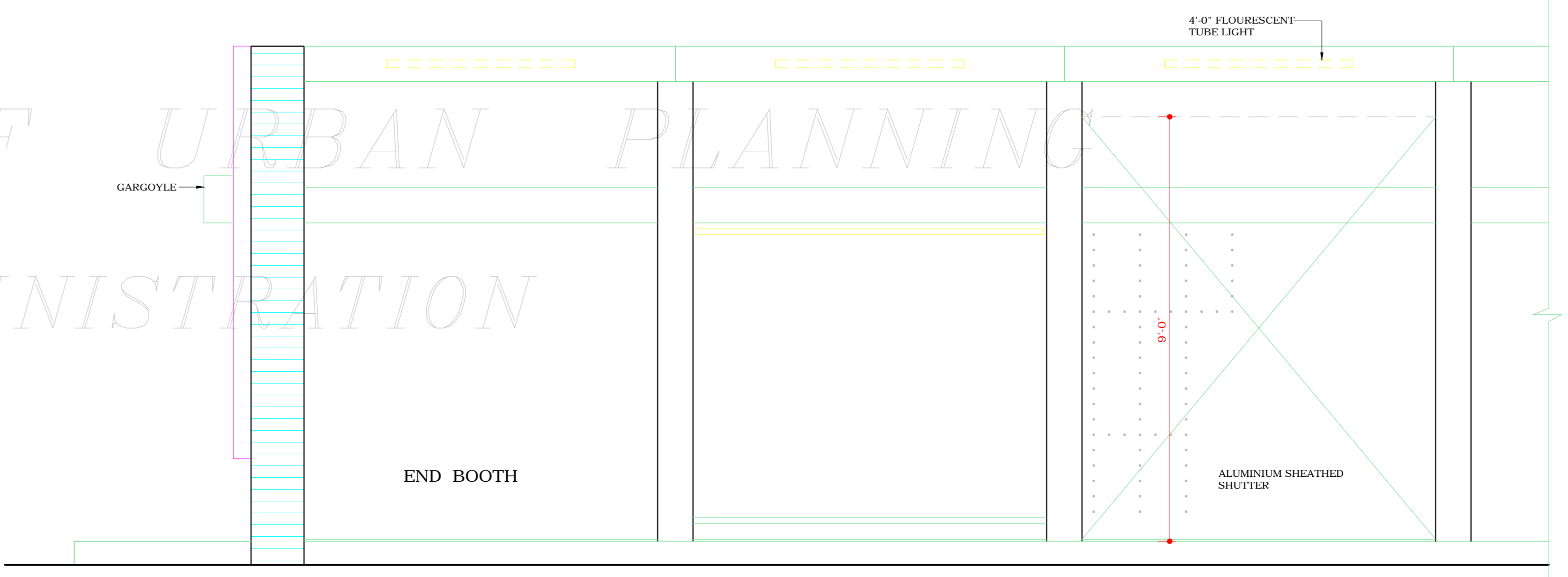
TYPICAL CROSS SECTION



END ELEVATION



TYPICAL PLAN OF BOOTHS



TYPICAL ELEVATION (FRONT)

THIS DRG. IS THE PROPERTY OF THE DEPTT. OF ARCHITECTURE CHANDIGARH AND FORMERLY THE GOVT. OF P.B. AND MUST NOT BE ALTERED COPIED OR USED IN WHOLE OR IN PART WITHOUT THE PERMISSION OF THIS DEPTT. IN WRITING.

NOTES: THIS DRAWING HAS BEEN COMPUTERISED ON 27.04.10 FROM DRG. No. 2 JOB No. 118

Sd/- S.L. VARMA 5.X.70 CHIEF ADMINISTRATOR
Sd/- M.N. SHARMA 5.X.70 CHIEF ARCHITECT

ARCHITECT
ATTESTED TRUE COPY
Sd/- M.U. KUREKAR 18-3-74
ASSITT. ARCHITECT

OFFICE OF THE CHIEF ARCHITECT CHANDIGARH. U.T.

SCALE: 1/2" INCH TO A FOOT DATE:

DRAWN Sd/- DRG. No. 2 JOB No. 118

BOOTHS (LOW-COST) IN SUB SECTOR - 19/C
DETAIL, PLAN, ELEVATION AND SECTION

DISCLAIMER
THOUGH EVERY CARE HAS BEEN TAKEN TO PROVIDE THE CORRECT VERSION OF THE ARCHITECTURAL CONTROL ON THIS DIGITIZED (PDF) FORMAT, YET IN CASE OF ANY DISCREPANCY, THE MASTER COPY OF THE ARCHITECTURAL CONTROL, APPLICABLE ON EACH SUCH SITE, AS AVAILABLE IN THE COMMERCIAL RECORD OF THE OFFICE OF CHIEF ARCHITECT OR HER/HIS INTERPRETATION WILL OVERRULE THE DIGITIZED FORMAT.