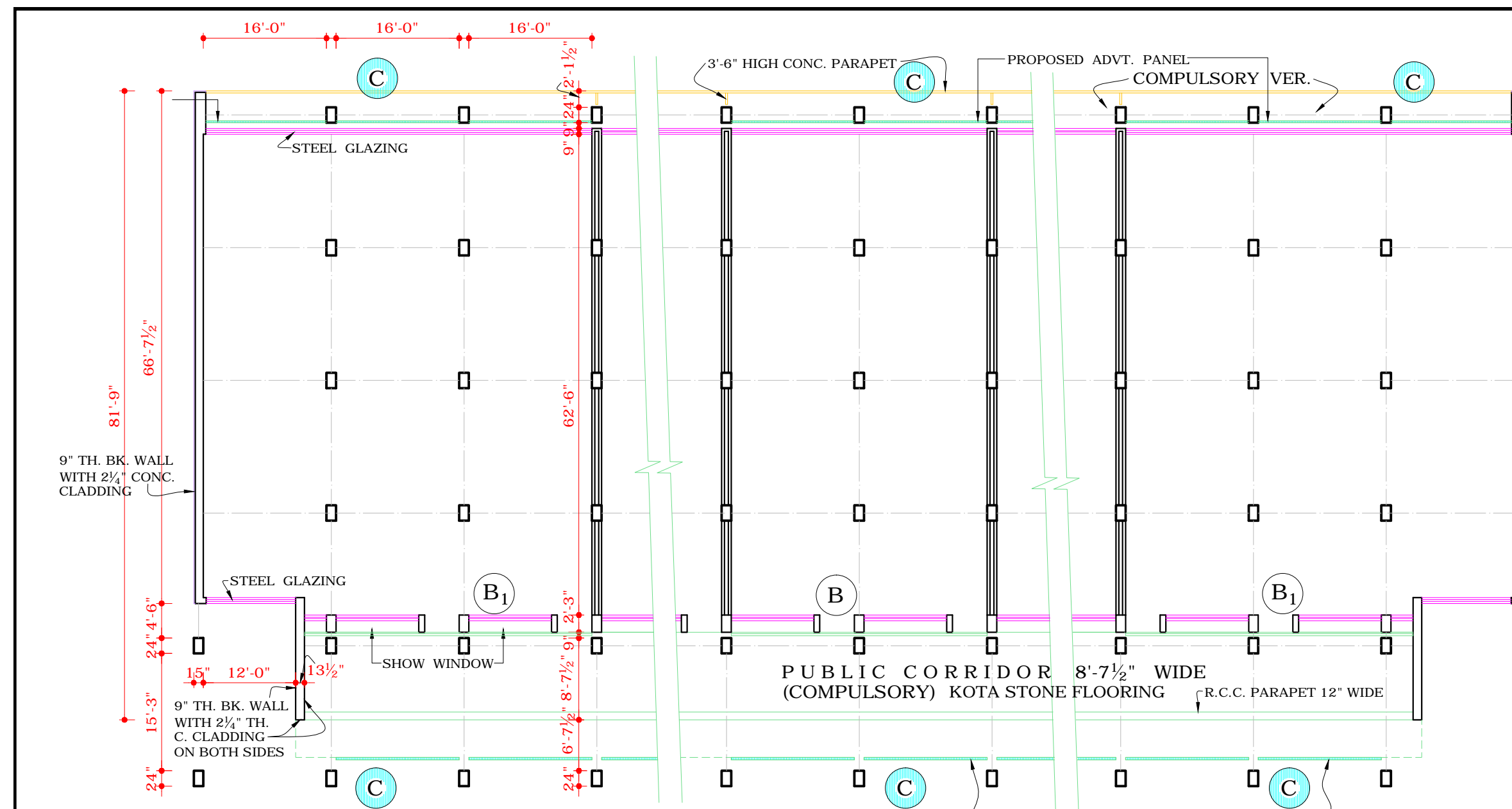
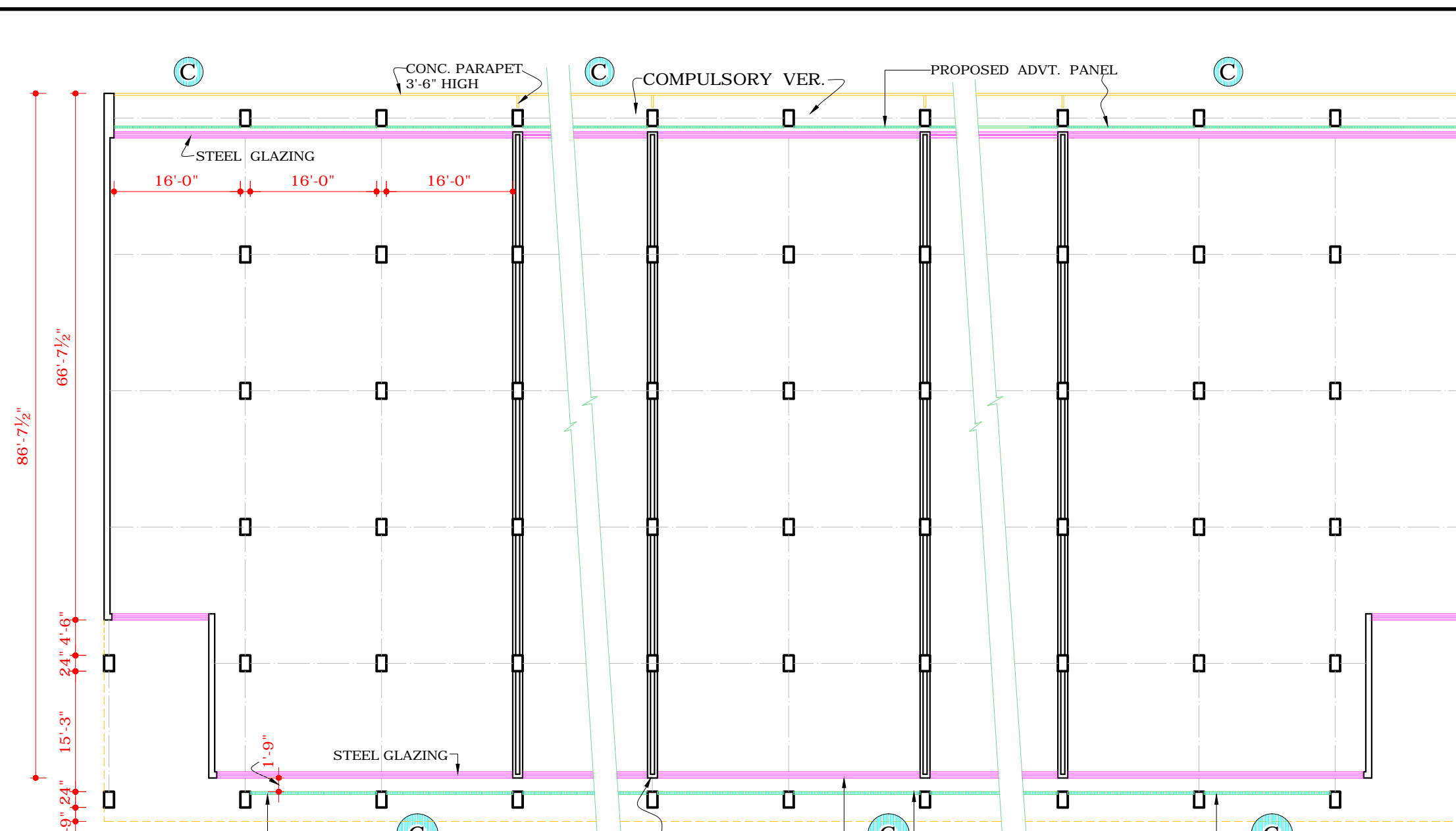


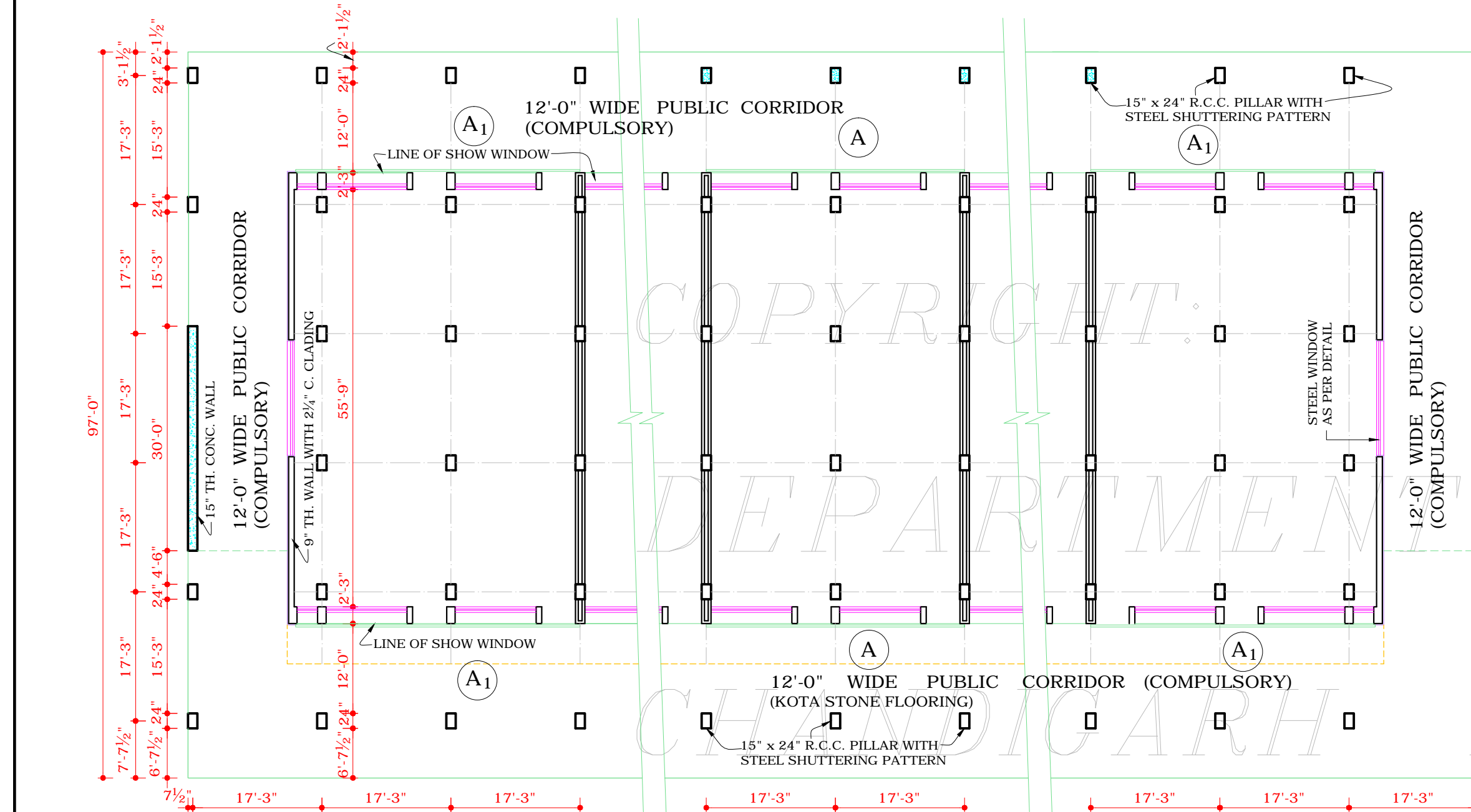
DEPARTMENT OF ARCHITECTURE U.T.



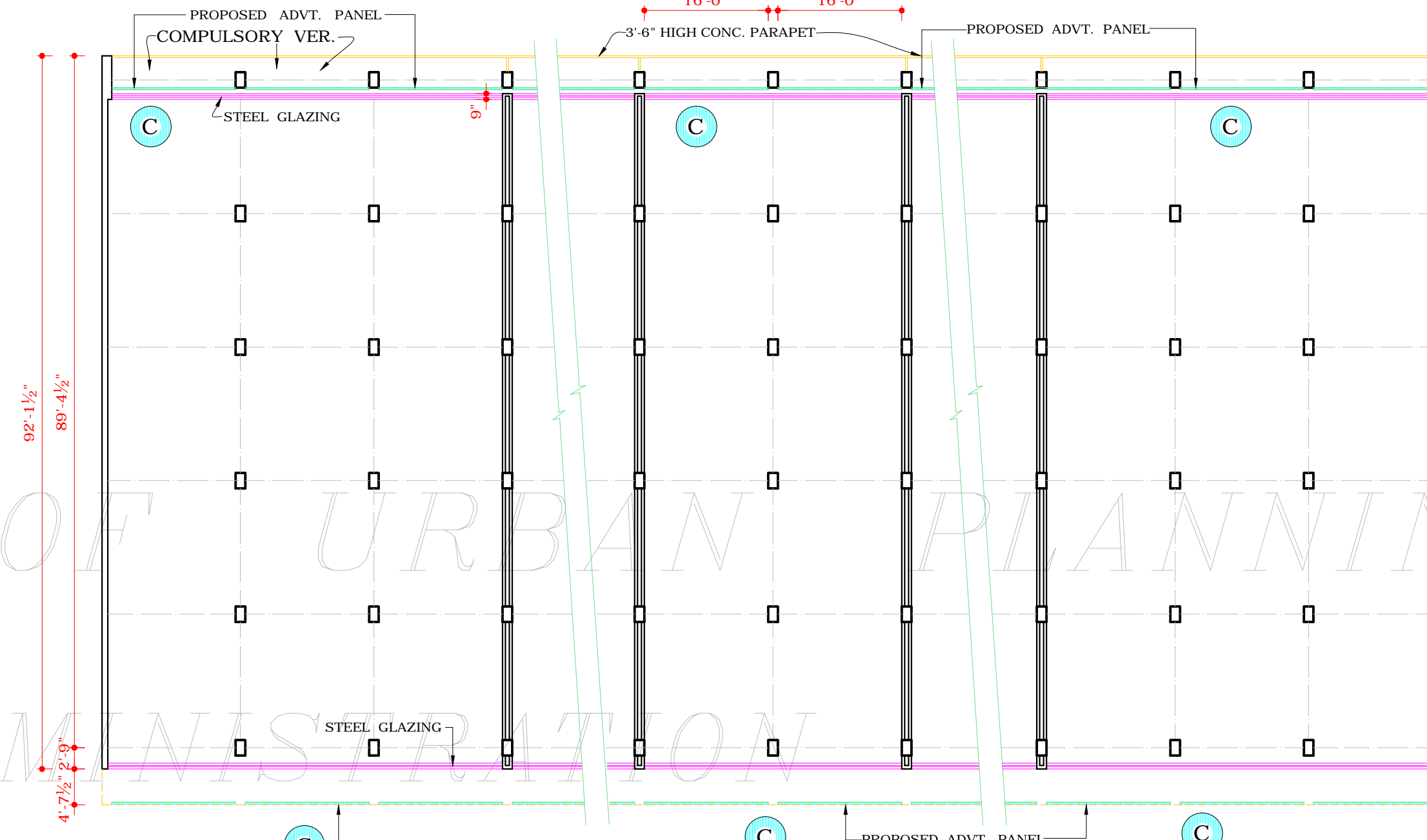
FIRST FLOOR PLAN
USES:- SHOPS & BANKS ONLY



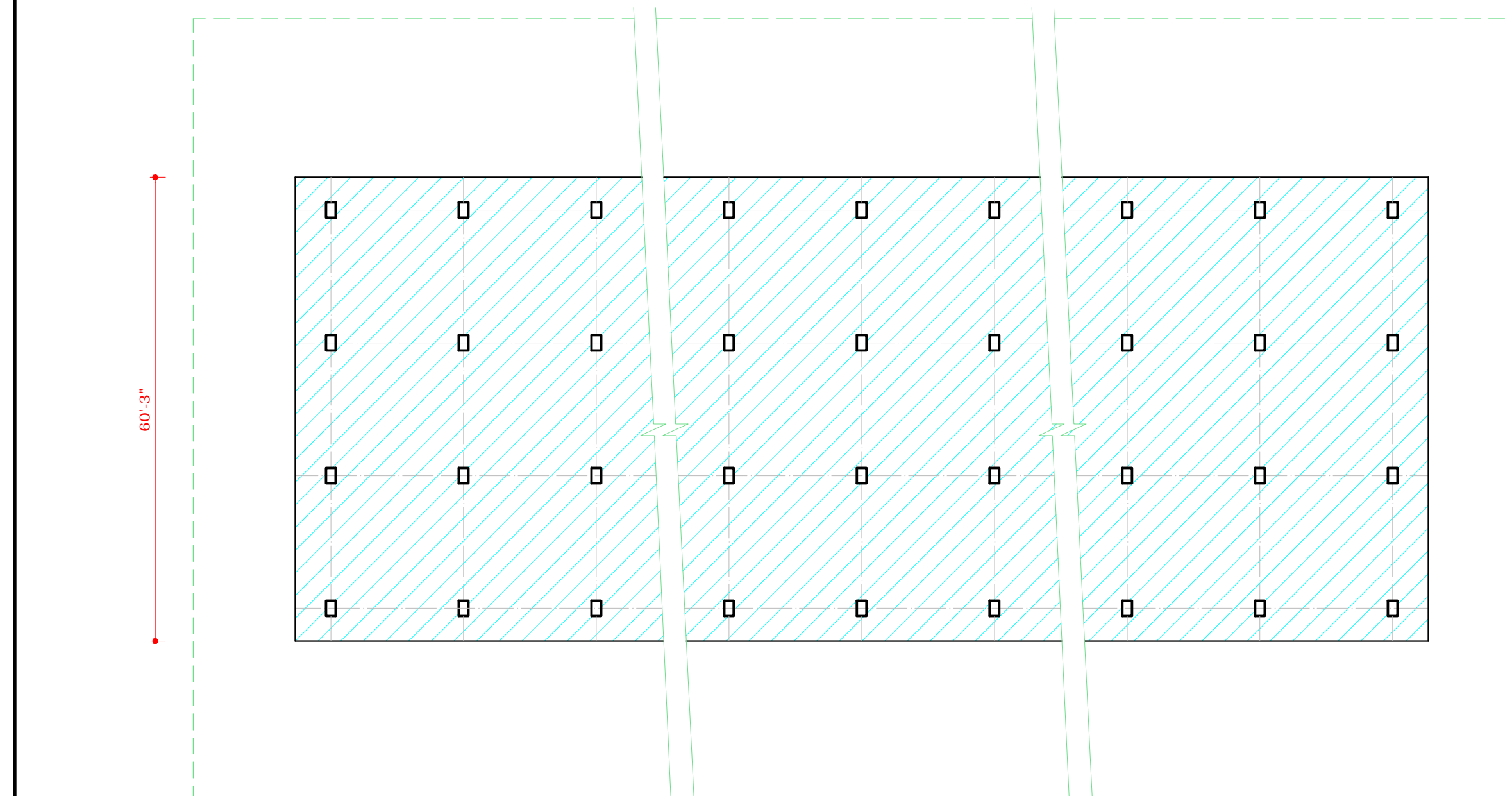
SECOND FLOOR PLAN



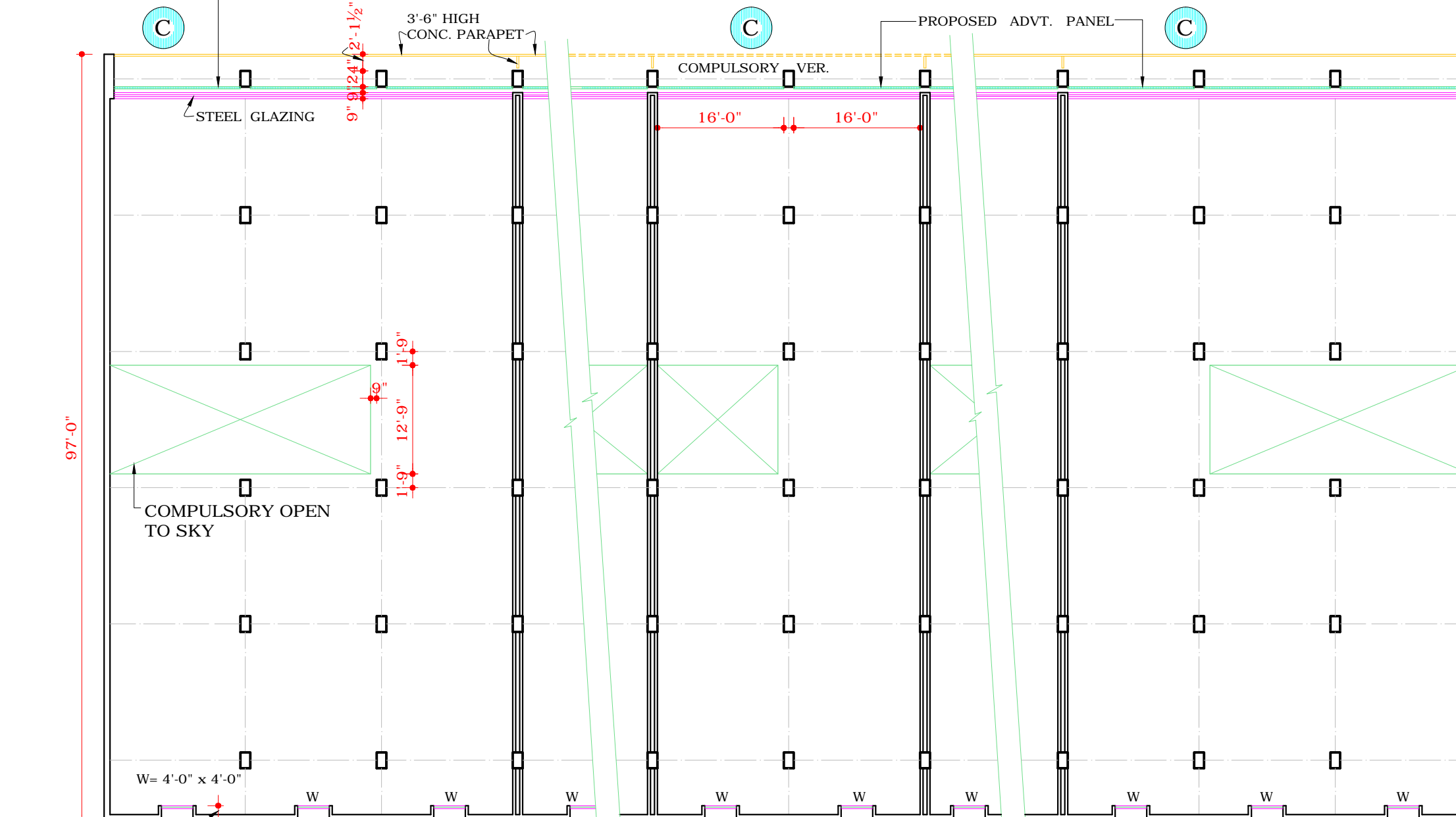
GROUND FLOOR PLAN
USES:- SHOPS & BANKS ONLY



THIRD FLOOR PLAN
USES:- SHOPS AND OFFICES ONLY



BASEMENT FLOOR PLAN
USES:- MACHINE ROOM FOR LIFT, STORES, RECORD, STRONG ROOM ETC. (BASEMENT WITHIN HATCHED PORTION) AS/CLAUSE No. 23



FOURTH FLOOR PLAN
USES:- OFFICES AND / OR RESIDENTIAL COURTYARDS TO BE BUILT WITHIN PORTION MARKED AS

DISCLAIMER
THOUGH EVERY CARE HAS BEEN TAKEN TO PROVIDE THE CORRECT VERSION OF THE ARCHITECTURAL CONTROL ON THIS DIGITIZED (PDF) FORMAT, YET IN CASE OF ANY DISCREPANCY, THE MASTER COPY OF THE ARCHITECTURAL CONTROL APPLICABLE ON EACH SUCH SITE, AS AVAILABLE IN THE COMMERCIAL RECORD OF THE OFFICE OF CHIEF ARCHITECT OR HER/HIS INTERPRETATION WILL OVERRULE THE DIGITIZED FORMAT.

APPROVAL FOR ADDITIONAL SIGN BOARDS SPACE
Sd/- S.K. SANDHU
CHIEF ADMINISTRATOR
Sd/- SUNITA MONGA
CHIEF ARCHITECT
Sd/- BALWINDER SAINI
SENIOR ARCHITECT
Sd/- SANJEEV KUMAR
ARCHITECT
Sd/- DAMINDER VIRDI
ASSTT. ARCHITECT

IN PURSUANCE TO THE APPROVAL OF THE CHIEF ADMINISTRATOR ON FILE DATED 16/8/07.

Sd/- SUNITA MONGA
CHIEF ARCHITECT

Sd/- BALWINDER SAINI
SENIOR ARCHITECT

Sd/- SANJEEV KUMAR
ARCHITECT

Sd/- DAMINDER VIRDI
ASSTT. ARCHITECT

THE ADDITIONAL ADVERTISEMENT PANELS AS SHOWN 'C' ALLOWED ON PAYMENT BASIS SHALL BE PROVIDED AS SEPARATE FABRICATED PANELS IN METAL OR ACRYLIC. THE STRUCTURAL STABILITY & FIXING OF THE SAME SHALL BE STRICTLY ENSURED AT SITE FOR PUBLIC SAFETY.
THE ADDITIONAL ADVERTISEMENT PANELS SHALL BE ALLOWED ONLY SUBJECT TO THE PAYMENT OF CHARGES AS DECIDED BY THE ADMINISTRATION M.C. CHANDIGARH.

MIDDLE SITE

	WIDTH	HT.	MAX. DEPTH	AREA	No.	TOTAL AREA
(A)	34'-6"	4'-6"	0'-4"	155.25	2	310.50
(B)	34'-6"	1'-6"	0'-4"	51.75	1	51.75
(C)	16'-0"	2'-3"	0'-4"	36	14	504

PROPOSED ADVT. PANEL = 504
EXISTING ADVT. PANEL = 362.25

RIGHT END SITE / LEFT END SITE

	WIDTH	HT.	MAX. DEPTH	AREA	No.	TOTAL AREA
(A)	38'-0"	4'-6"	0'-4"	171.00	2	342.00
(B)	38'-0"	1'-6"	0'-4"	57.00	1	57.00
(C)	16'-0"	2'-3"	0'-4"	36	19	684

PROPOSED ADVT. PANEL = 684
EXISTING ADVT. PANEL = 399

APPROVAL OF THE CHIEF ADMINISTRATOR RECEIVED VIDE HIS OFFICE MEMO No. 3475-UTFI (3) 98/14922, DT: 17/11/98 FOR IMPLEMENTATION OF ARCH. CONTROL SHEETS BEARING DRG. No. 18 TO 23 OF JOB No. 1048 TO S.C.O. No. 36-57, 58-59, RD-61, 302-303, 307-308, 215 TO 234; 235 TO 239; 243 TO 249; 266 TO 287; 288 TO 309; 310 TO 318, 322 TO 330.

APPROVAL OF THE CHIEF ADMINISTRATOR RECEIVED VIDE HIS OFFICE MEMO No. 623-UTFI-(2)33/ 2353 DATED 18-2-83

Sd/- SEWA SINGH
16.2.83
CHIEF ADMINISTRATOR

NOTES:-

- THIS DRG. IS THE PROPERTY OF THE DEPTT. OF ARCH. CHD. U.T. FORMERLY OF THE P.B. GOVT. AND MUST NOT BE ALTERED, COPIED OR USED IN WHOLE OR IN PARTS WITHOUT THE PERMISSION OF THIS DEPTT. IN WRITING.
- THE ARCHITECTURAL CONTROL SHEETS ARE APPLICABLE TO BUILDINGS FOR BLOCK 1 SHOWN IN LAYOUT PLAN OF NEW CITY CENTRE SEC.-34.
- RESTRICTIONS CONTAINED THESE ARCH. CONTROL SHEETS ARE IN ADDITION TO AND ARE SUPPLEMENTARY TO THE P.B. CAPITAL (DEVELOPMENT & REGULATION) BLDG. RULES 1952 AND AS AMENDED FROM TIME TO TIME.
- P.L. TO BE OBTAINED FROM THE OFFICE OF THE CHIEF ARCHITECT & SECY. CHD. ADMINISTRATION.
- ARCHITECTS DULY QUALIFIED AND REGISTERED WITH THE CHD. ADMINISTRATION ARE ALLOWED TO SUBMIT PLANS, SUPERVISOR CONSTRUCTION AND ISSUE COMPLETION CERTIFICATE FOR THE BUILDING.
- NO DEVIATION IN EXTERNAL FACADE AND VERANDAH SHALL BE ALLOWED. THE EXTERNAL FACADE ALSO MEAN THE FACADES OF THE BLDG. WITH IN CORRIDOR.
- THE TEXTURE AND FINISH OF R.C.C. WORK FOR ALL EXTERNAL FACADES, CEILINGS ETC. AS SPECIFIED ON THE DRGS. SHALL BE LEFT AS OBTAINED ON REMOVAL OF STEEL SHUTTERING GIVING IMPRINTS AS SHOWN IN DRGS. AND NO SURFACE ON SUCH FACADE BE PLASTERED, PAINTED, WHITE WASHED OR COLOUR WASHED.
- THE PUBLIC CORRIDOR INDICATED IN THE DRGS. SHALL BE LEFT UNOBSTRUCTED, UNHINDERED & UNENCROACHED FOR THE EXCLUSIVE USE AS A 'PUBLIC PASSAGE'. THE PATTERN OF PAVING & SPECIFICATIONS CORRIDOR/VER. SHALL BE STRICTLY IN ACCORDANCE WITH THE INDICATION SHOWN ON THE DRG. AND EXECUTED AND MAINTAINED BY THE OWNER TO THE ENTIRE SPACE.
- NO PORTION OF BLDG. OR WATER STORAGE TANK OR ANY (CONTD. ON DRG. No. 19)

NOTE:- THIS DRAWING HAS BEEN COMPUTERISED ON 25-10-10 FROM DRG. No. 18 JOB No. 1048

DESCRIPTION

REVISIONS

Sd/- SURJIT SINGH
CHIEF ARCHITECT

Sd/- R.S. LALL
SENIOR ARCHITECT

Sd/- J.N. SETH
ARCHITECT

Sd/- S.S. VIRDI
ASSTT. ARCHITECT

OFFICE OF THE CHIEF ARCHITECT CHANDIGARH

SCALE:- 1/16" TO A FOOT

DEALT BY HARINDER KAUR
CHECKED BY A.S. RATRA

JOB No. 1048

DRG. No. 18

ARCH. CONTROL IN NEW CITY SECTOR 34 PLANS