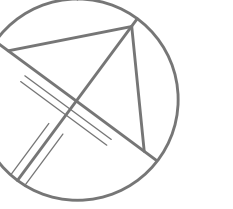



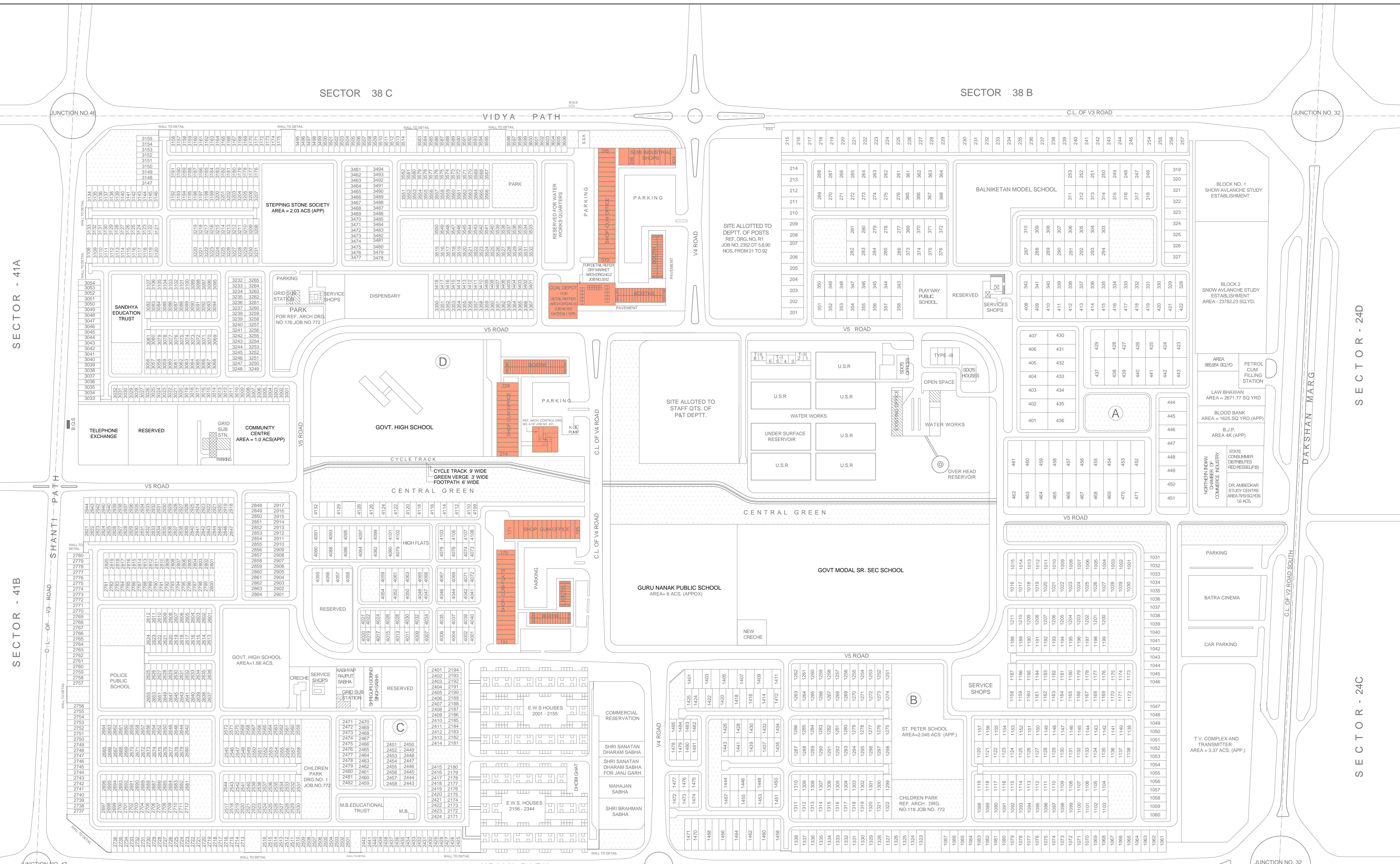
CHANDIGARH PROJECT



NOTE:-
THIS IS A REPRESENTATIVE DRAWING SHOWING SHOPPING LAYOUT, ONLY FOR THE ARCHITECTURAL CONTROL SHEETS APPLICABLE FOR COMMERCIAL (SCO'S / SCF'S / BOOTHS ETC.) PLOTS

SHOPPING SHOWN AS

S.NO.	CATEGORY	SIZE	PLOT NO.	DRG. NO.	JOB NO.	REMARKS
1.	BOOTHS	186-213	4	931	REF. ARCH. DRG. NO. 116/21	
2.	BOOTHS	131-156	2	931	REF. ARCH. DRG. NO. 116/21	
3.	SCOOTER REPAIR SHOPS	229-262	12	931	REF. ARCH. DRG. NO. 116/21	
4.	BOOTHS	229-262	12	931	REF. ARCH. DRG. NO. 116/21	
5.	SEMI INDUSTRIAL SHOPS	388-404	5-6	931	REF. ARCH. DRG. NO. 116/21	
6.	SCF'S	181-170, 171-168, 214-218, 221-224	1-4	931	REF. ARCH. DRG. NO. 116/21	
7.	SCF'S	181-170, 171-168, 214-218, 221-224	1-4	931	REF. ARCH. DRG. NO. 116/21	
8.	STATE CONSUMER CENTER	181-170, 171-168, 214-218, 221-224	1-4	931	REF. ARCH. DRG. NO. 116/21	
9.	STATE CONSUMER CENTER	181-170, 171-168, 214-218, 221-224	1-4	931	REF. ARCH. DRG. NO. 116/21	
10.	STATE CONSUMER CENTER	181-170, 171-168, 214-218, 221-224	1-4	931	REF. ARCH. DRG. NO. 116/21	



Sd/- CHIEF ARCHITECT	SENIOR TOWN PLANNER
Sd/- DIVNL TOWN PLANNER	Sd/- ASST. TOWN PLANNER
SCALE :- 160 FEET TO AN INCH.	
DRAWN BY: Sd/- DRG. NO: 8	CHECKED BY: Sd/- JOB NO: 67
DATE: 25.4.72	

LAYOUT PLAN OF SECTOR - 37