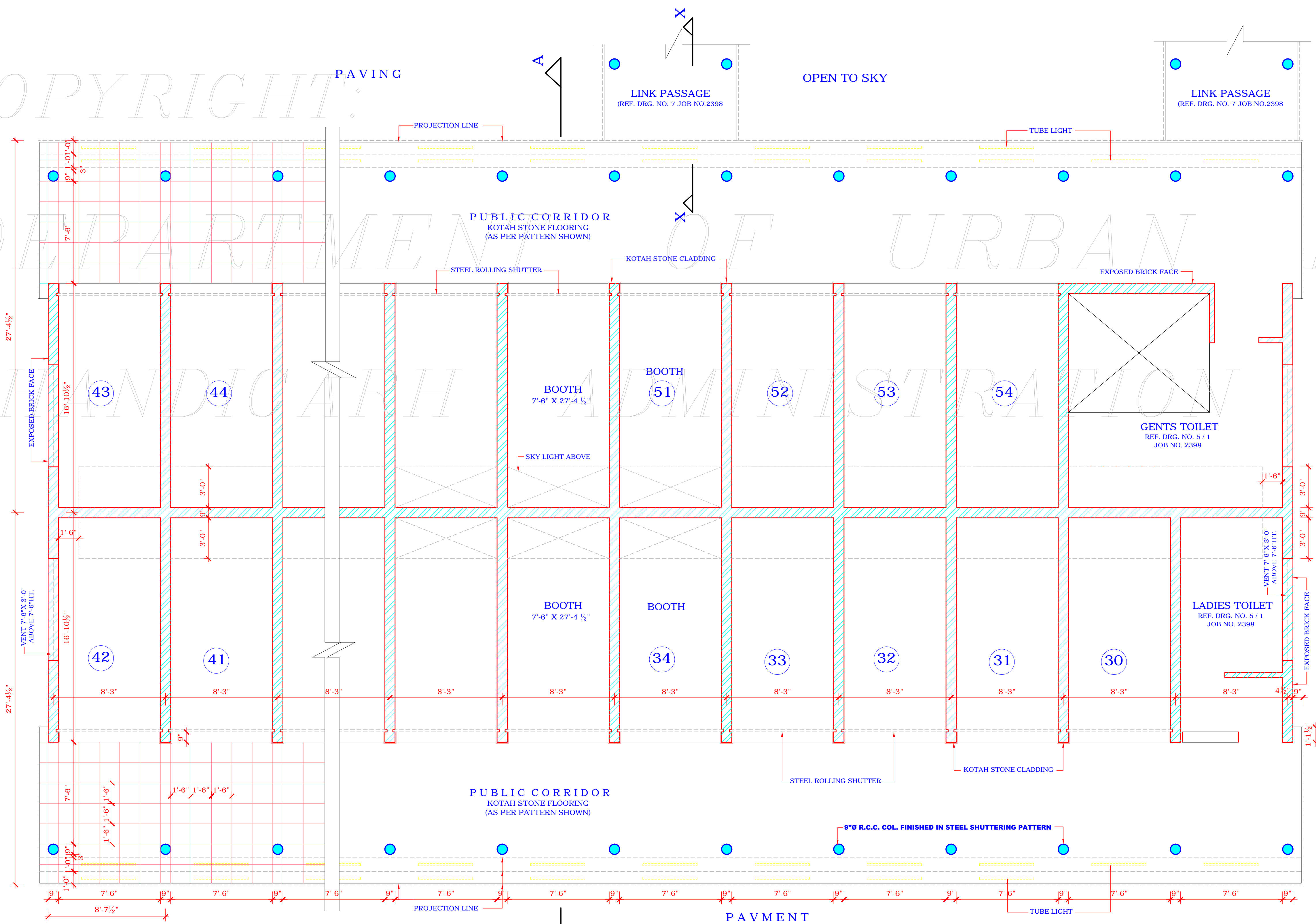
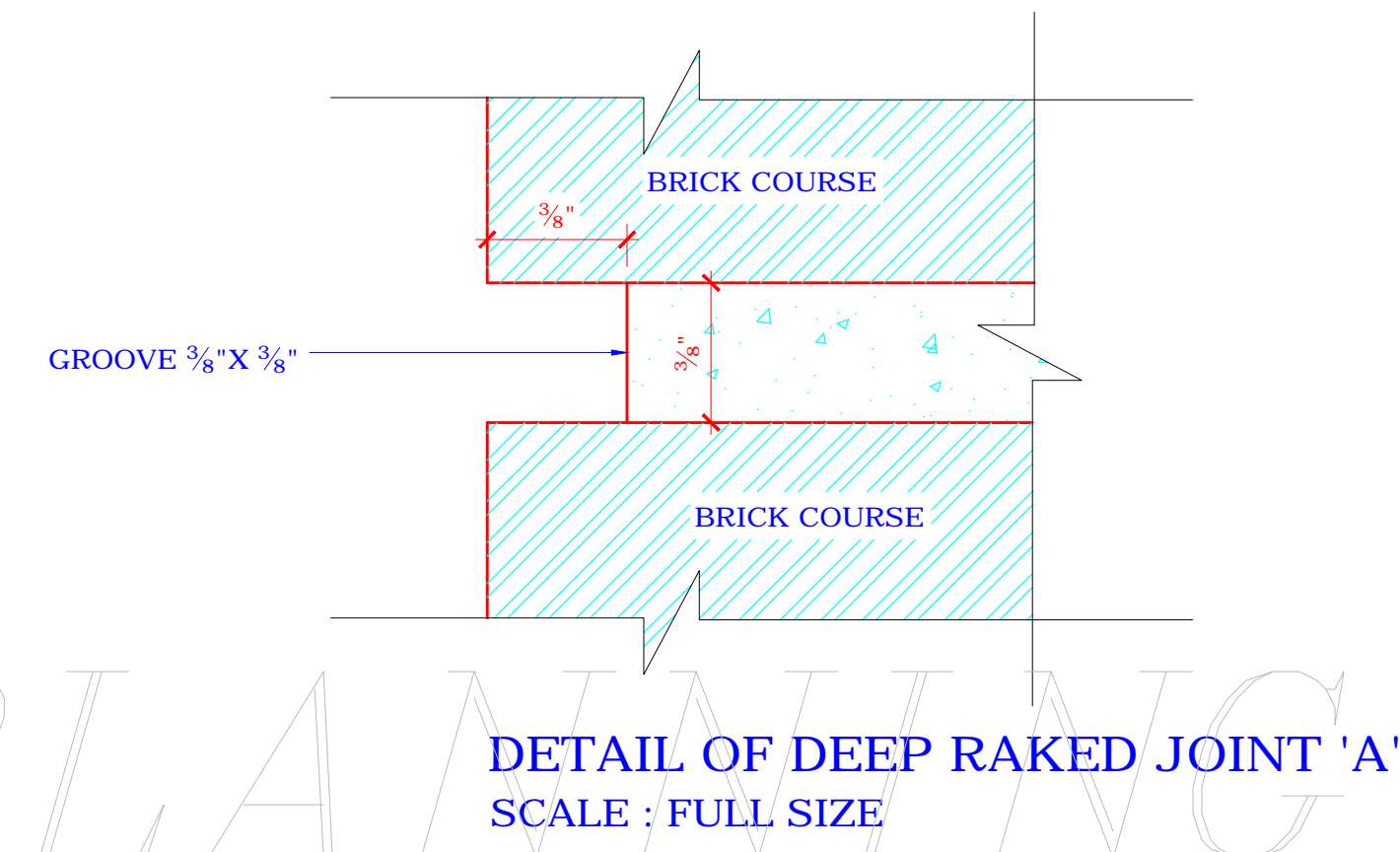


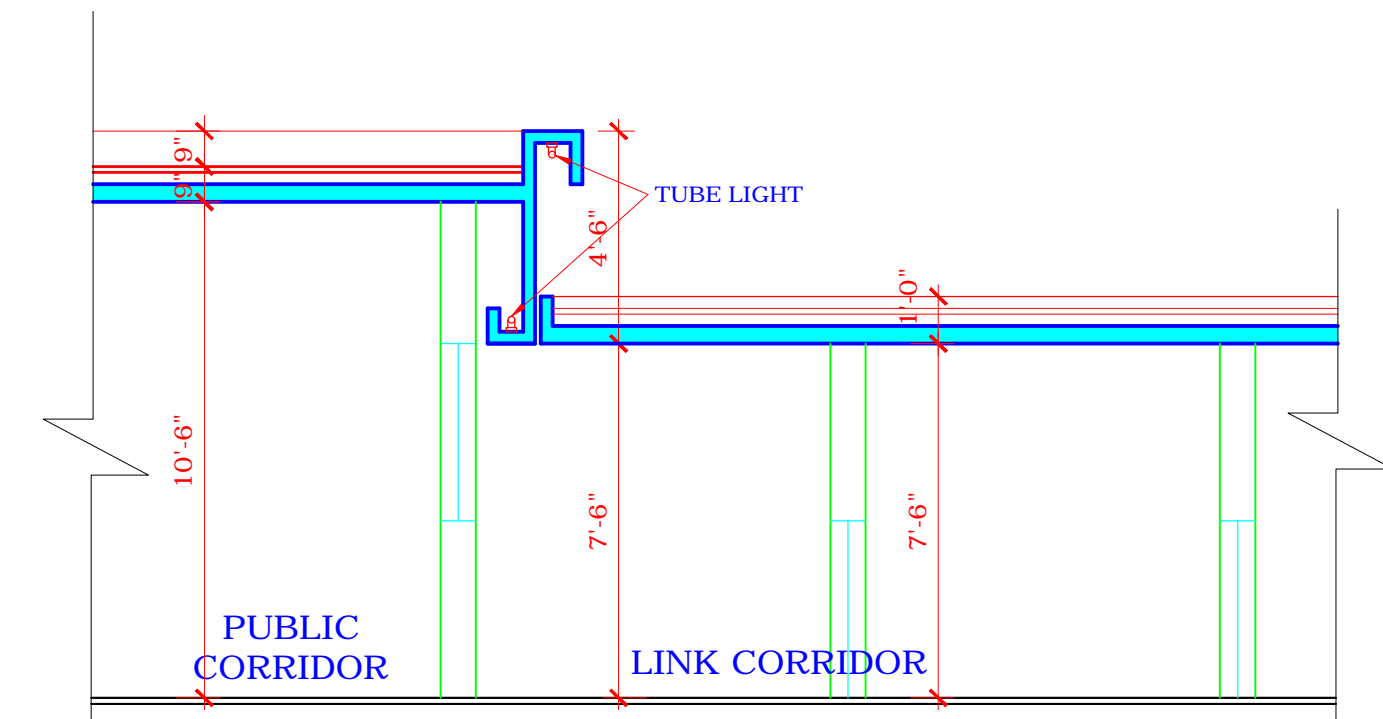
FRONT ELEVATION



PLAN



DETAIL OF DEEP RAKED JOINT 'A' SCALE: FULL SIZE



PART SECTION AT X-X

SD
CHIEF ADMINISTRATOR
CHANDIGARH ADMINISTRATION
REVISED APPROVAL OF THE CHIEF ADMINISTRATOR RECEIVED VIDE MEMO.NO.21 / 1 / 169-UTFI(3)-2001/ 510 DATED, CHANDIGARH THE 22.1.2001.

SD
CHIEF ADMINISTRATOR
CHANDIGARH ADMINISTRATION
APPROVAL OF THE CHIEF ADMINISTRATOR RECEIVED VIDE MEMO.NO. 420-UTFI(4)-95/ 2761 DATED, CHANDIGARH THE 6.3.95.

DISCLAIMER:-
THOUGH EVERY CARE HAS BEEN TAKEN TO PROVIDE THE CORRECT VERSION OF THE ARCHITECTURAL CONTROL ON THIS DIGITIZED(PDF) FORMAT, YET IN CASE OF ANY DISCREPANCY, THE MASTER COPY OF THE ARCHITECTURAL CONTROL APPLICABLE ON EACH SUCH SITE, AS AVAILABLE IN THE COMMERCIAL RECORD OF THE OFFICE OF THE CHIEF ARCHITECT OR HER/HIS INTERPRETATION WILL OVERRULE THE DIGITIZED FORMAT.

S.No. NOTES

- THIS DRG IS THE PROPERTY OF THE DEPTT OF URBAN PLANNING, U.T. CHD AND MUST NOT BE ALTERED, COPIED OR USED IN WHOLE OR IN PART WITHOUT THE PERMISSION OF THIS DEPARTMENT IN WRITING.
- THE ARCHITECTURAL CONTROL IS APPLICABLE TO BOOTHS NO. 31 TO 54.
- RESTRICTIONS IN THIS ARCHITECTURAL CONTROL SHEET ARE IN ADDITION TO & ARE SUPPLEMENTARY TO THE PUNJAB CAPITAL (DEV. & REGULATION) BUILDING RULES, ACT. 1952 & AMENDED FROM TIME TO TIME.
- NO DEVIATION IN EXTERNAL FACADES OR FACADE THROUGH CORRIDOR SHALL BE ALLOWED.
- PLINTH LEVEL SHALL BE OBTAINED FROM THE OFFICE OF CHIEF ARCHITECT, CHD. ADMINISTRATION.
- EXPOSED BK. WORK SHALL MEAN A FAIR FACE BK. WORK WITHOUT ANY POINTING COLOUR WASH EXCEPT DEEP RAKED FINISHING AS SHOWN AT 'A'.
- ALL R.C.C. COL. SHOWN IN ALL THE FACADES SHALL HAVE STEEL SHUTTERING PATTERN AS SHOWN IN THIS DRAWING AND ARE TO BE LEFT AS OBTAINED ON REMOVAL OF THE SHUTTERING AND NO SUCH SURFACE SHALL BE PLASTERED OR PAINTED.
- THE PUBLIC CORRIDOR INDICATED IN THE DRGS. SHALL BE LEFT UNOBSTRUCTED, UNHINDERED OR UN-ENCROACHED FOR THE EXCLUSIVE USE AS A PUBLIC PASSAGE.
b. THE PATTERN OF PAVING & SPECIFICATION OF THE CORRIDOR SHALL BE STRICTLY IN ACCORDANCE WITH AS SHOWN ON DRAWINGS AND EXECUTED, MAINTAINED BY OWNER TO THE ENTIRE SATISFACTION OF THE CHIEF ADMINISTRATOR.
- NO PORTION OF THE BUILDING, TANK OR ANY OTHER FEATURE SHALL PROJECT BEYOND THE SKY LINE I.E. TOP OF THE PRESCRIBED HEIGHT.
CONTINUED ON DRG.NO. 3.

1. BOOTH NO. 30 ADDED AND POSITION OF TOILET NEAR BOOTH NO 54 & 30 REVISED. SD: 29-01-2001

S.No.	DESCRIPTION	SIGN	DATE
-------	-------------	------	------

REVISIONS

Sd/- 25-01-95 (S.K. MIDHA) CHIEF ARCHITECT	Sd/- 11-01-95 (SARAJEET SINGH) SENIOR ARCHITECT		
Sd/- (RAKESH GUPTA) ARCHITECT	Sd/- (S.P. KHURANA) ASSITT. ARCHITECT		

OFFICE OF THE CHIEF ARCHITECT CHANDIGARH, U.T.

SCALE:- 1/4" = 1'-0"	DATE:-
RAJINDER KUMAR DRAWN BY:	JOB No. 2398
R.P. MALHOTRA CHECKED BY:	DRG. No. 2/1

ARCHITECTURAL CONTROL FOR BOOTHS IN INDUSTRIAL AREA PHASE -II, CHANDIGARH.

PLAN & ELEVATION