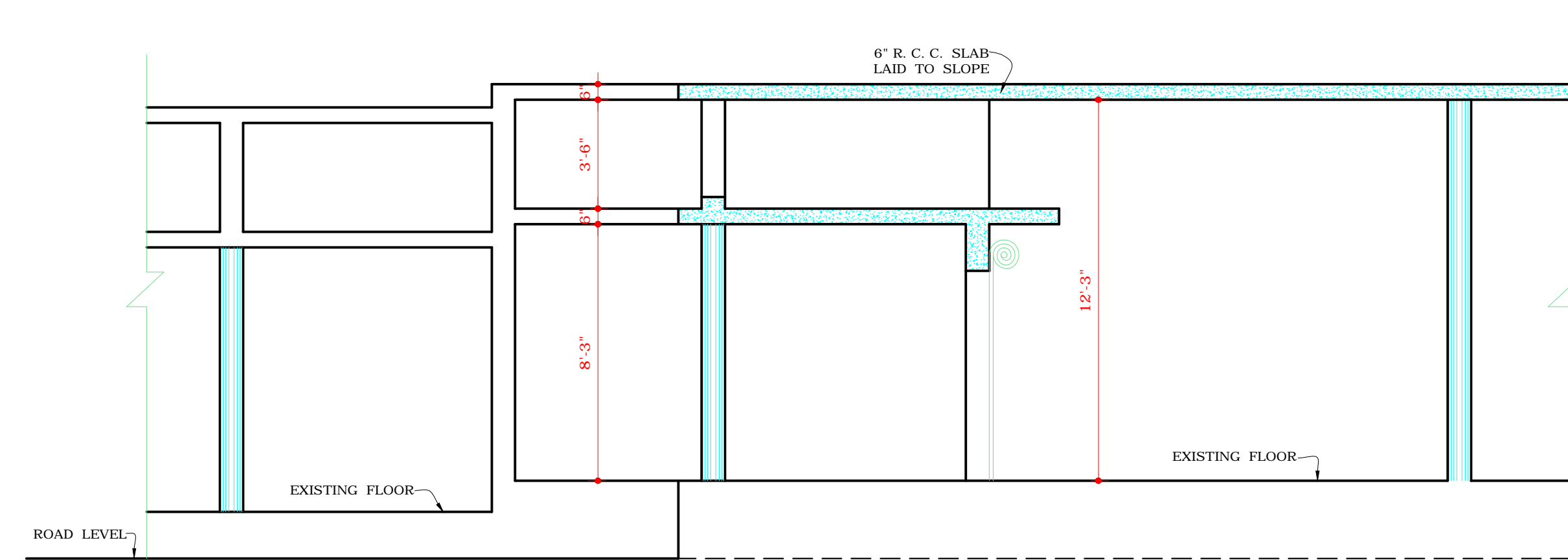
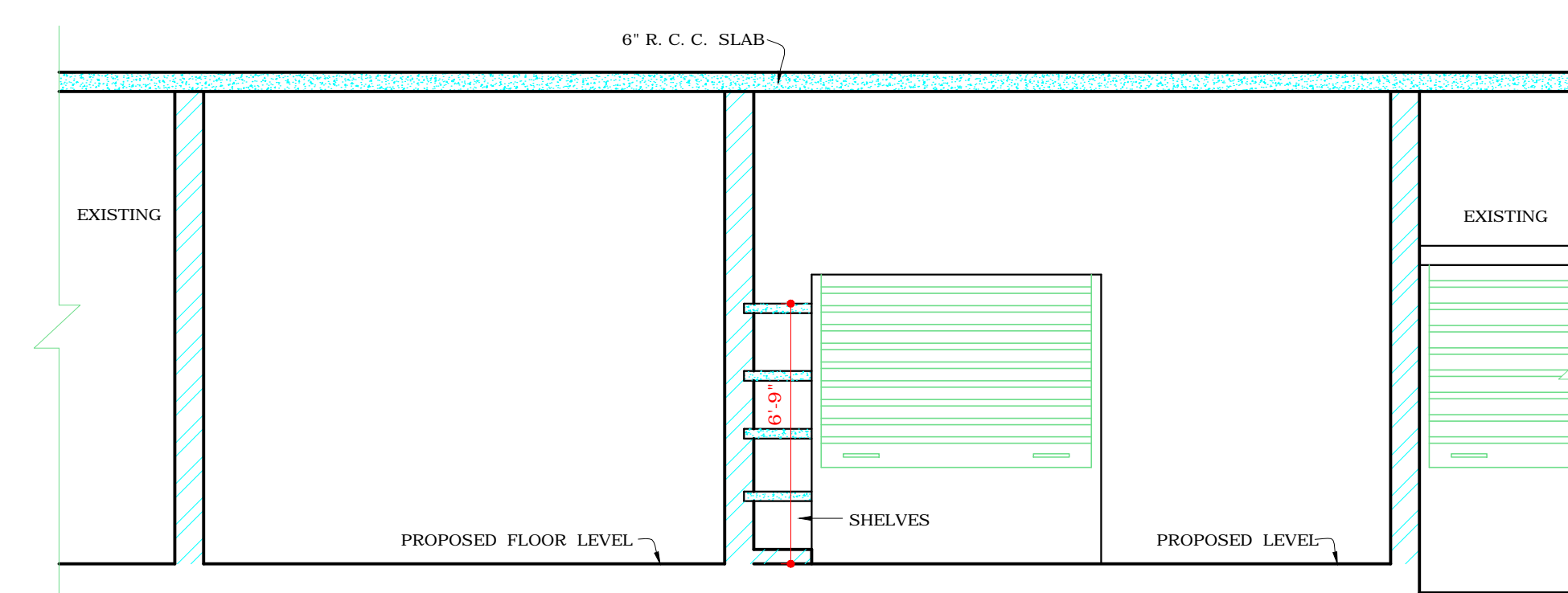


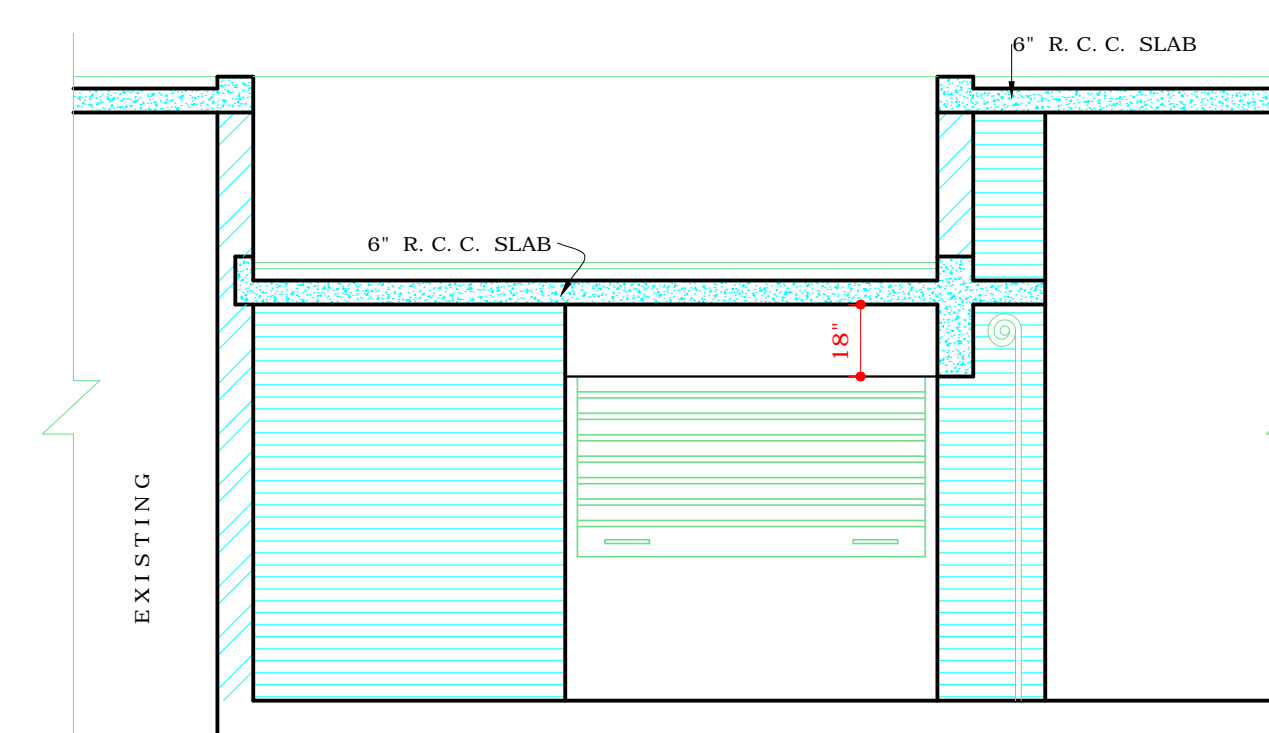
DEPARTMENT OF ARCHITECTURE U.T.



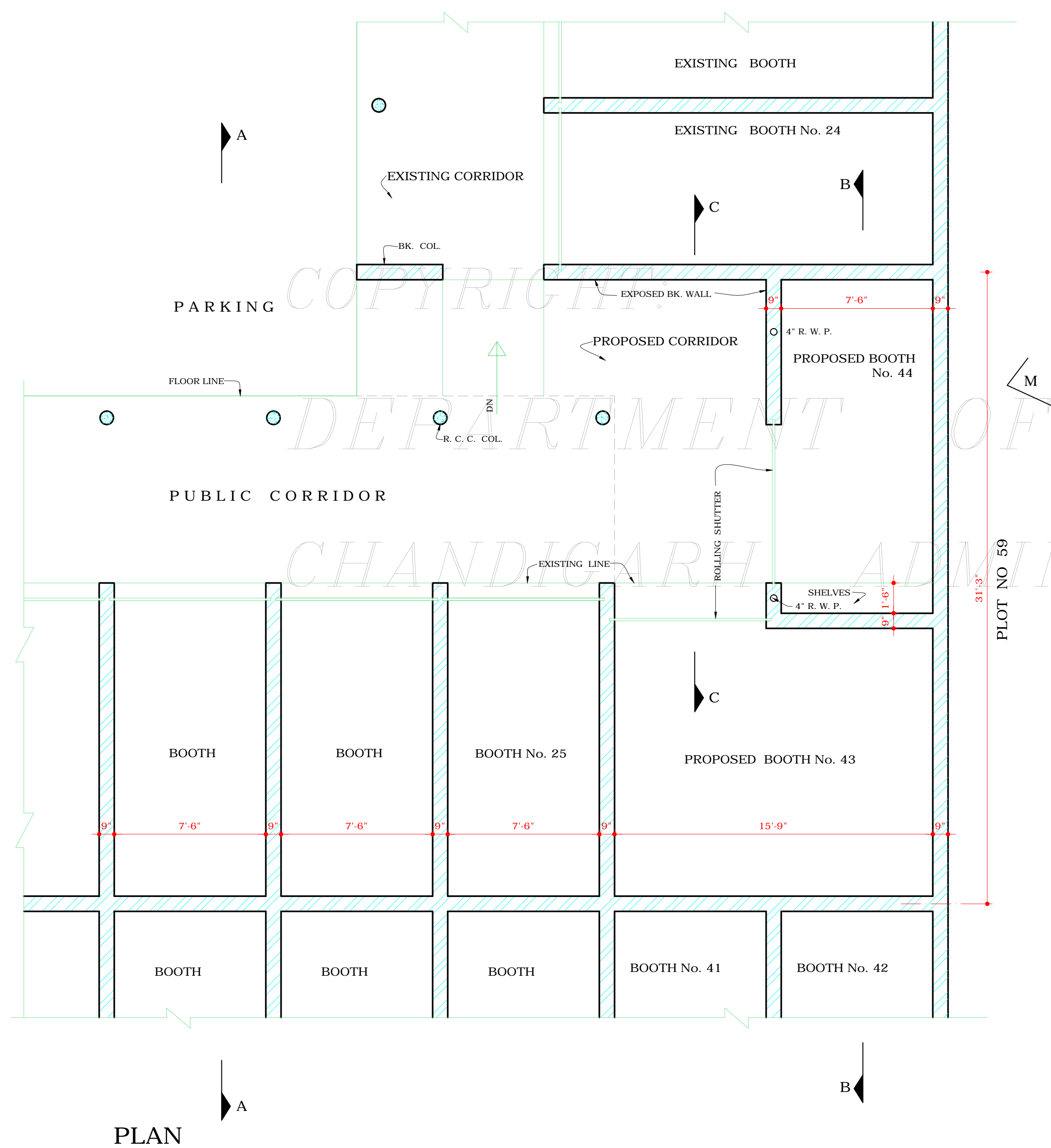
SECTION AT A - A




SECTION AT B-B



SECTION AT C-C



PLAN



ELEVATION AT M

S.No. NOTES

1. THIS DRG. IS THE PROPERTY OF THE DEPTT. OF ARCHITECTURE U.T. CHD. FORMERLY OF THE P.S. GOVT. & MUST NOT BE ALTERED COPIED OR USED IN WHOLE OR IN PARTS WITHOUT THE PERMISSION OF THIS DEPTT. IN WRITING.
2. ONLY QUALIFIED ARCHITECTS ARE ALLOWED TO SUBMIT PLANS, SUPERVISE CONSTRUCTION & ISSUE COMPLETION CERTIFICATE FOR THESE BLDG.
3. THIS DRG. IS TO BE READ TOGETHER WITH THE DRG. No. JOB No. SHOWING PLOT No.
4. P. L. SHALL BE OBTAINED FROM THE OFFICE OF THE CHIEF ARCHITECT & SECY. DEPTT. OF ARCHITECTURE U.T. CHD.
5. EXPOSED BK. WORK SHALL MEAN FAIR FACED BK. WORK WITHOUT ANY PAINT, COLOUR WASH OR POINTING.
6. PLASTERED WHEREVER SHOWN ON THE DRG. SHALL BE WHITE WASHED UNLESS OTHERWISE SPECIFIED.
7. INTERNAL CHANGES MAY BE ALLOWED SUBJECT TO THE APPROVAL OF THE CHIEF ADMINISTRATOR.
8. NO DIVISION IN THE EXTERNAL FACADE OR FACED OR FACED THROUGH VERANDAH SHALL BE ALLOWED EXTERNAL DOORS, WINDOWS, SHUTTER OR JOINERY WORK IN STEEL OR IN WOOD AS SPECIFIED ON THE DRG. SHALL BE PAINTED IN GREY COLOUR OR I.S.I SHADE No. 693 ONLY.
9. NO ADVERTISEMENT SHALL BE ALLOWED OTHER THAN STIPULATED.
10. NO RAIN WATER, SOIL, VENTILATING OR ANY OTHER PIPE SHALL BE SEEN ON THE EXTERNAL FACE OF THE BUILDING.
11. THE MEANS OF TAKING ELECTRICAL, TELE. OR ANY OTHER CONNECTIONS FROM THE PUBLIC SUPPLY LINES SHALL BE SHOWN ON BUILD. PLAN & SHALL BE SUBJECT TO THE APPROVAL OF THE CHIEF ADMINISTRATOR.
12. NO WATER STORAGE TANK OR CHIMNEY ETC. SHALL PROJECT BEYOND THE HEIGHT OF THE PARAPET OR PARTY WALL SO AS TO BE VISIBLE TO THE PUBLIC.
13. PLINTH & HEIGHTS OF THE BOOTHS SHALL BE KEPT IN LINE WITH THE EXISTING BOOTHS AT SITE.

NOTE:- THIS DRAWING IS THE COMPUTERISED REPRODUCTION OF ORIGINAL DRG. NO. 55 JOB NO. 32-C DATED- 19-05-09.

CHIEF ADMINISTRATOR

Sd. M. N. SHARMA CHIEF ARCHITECT Sd. H. S. CHOPRA SENIOR ARCHITECT

Sd. O. P. MEHTA ARCHITECT Sd. P. NATH ASSTT. ARCHITECT

OFFICE OF THE CHIEF ARCHITECT U.T. CHANDIGARH

SCALE = 1/4" = 1'-0" DATE -
DRAWN BY D. K. NATH REDRAWN S. D. SHARMA DRG. No. 55 JOB No. 32-C

STANDARD DESIGN FOR TWO END BOOTHS IN SECTOR - 9

PLAN, ELEVATION & SECTIONS

DISCLAIMER

THOUGH EVERY CARE HAS BEEN TAKEN TO PROVIDE THE CORRECT VERSION OF THE ARCHITECTURAL CONTROL ON THIS DIGITIZED (PDF) FORMAT. YET IN CASE OF ANY DISCREPANCY, THE MASTER COPY OF THE ARCHITECTURAL CONTROL APPLICABLE ON EACH SUCH SITE, AS AVAILABLE IN THE COMMERCIAL RECORD OF THE OFFICE OF CHIEF ARCHITECT OR HER/HIS INTERPRETATION WILL OVERRULE THE DIGITIZED FORMAT.

APPROVAL OF THE CHIEF ADMINISTRATOR RECEIVED VIDE HIS OFFICE MEMO No. 8330 - F2 - 75/ 20191 DATED 17.12.75

Sd. K. K. MOOKERJEE 15.12.75 CHIEF ADMINISTRATOR

ATTESTED

Sd/- PRAN NATH 5.2.76 ASSTT. ARCHITECT.